

## Minnesota General Provisions for Oversize/Overweight Permitted Loads

THIS FORM IS PART OF YOUR OVSIZE/OVERWEIGHT PERMIT and must be present during transport. An electronic copy of the Minnesota oversize/overweight permit and these General Provisions may reside on a portable electronic device (e.g. laptop, tablet, smartphone) as long as the device provides a complete and legible copy of the documents and open to inspection by any peace officer or authorized agent granting the permit. No person shall violate any of the terms or conditions of a special permit.

1. **Vehicle Registration.** Vehicle must be registered for its permitted weight. The MnDOT oversize/overweight permit does not increase a vehicle's registered weight.
2. **Annual Permits.** Hay; Construction; Farm; Commercial Boat; Mobile Home; Mobile Crane permits which are overweight; or exceed 11 feet wide; or 14 feet 6 inches high require a MnDOT permit system route pre-approval. A copy of the route approval must be made available to law enforcement or MnDOT official upon request.
3. **County and Local Roads.** Permittee must obtain approval from the appropriate road authority before operating on county or other local roadways.
4. **Inclement Weather & Road Conditions.** Movement is not allowed during hazardous weather or road conditions, or when visibility is less than 500 feet, or when weather conditions prevent the vehicle from staying within its travel lane.
5. **Warning Devices:**
  - Flags:** Red or orange warning flags, 18 inch square, to be displayed at widest parts and ends of load when width exceeds 9 feet and/or length exceeds 75 feet. Warning flags/lights must be attached to the underside of the load/vehicle, spaced no more than 20 feet apart when exceeding 75 feet long.
  - Lights:** Warning lights are required whenever signs are required. Lights may be flashing, strobe, or rotating beacon and must be visible from a distance of no less than 500 feet.
  - Signs:** Oversize Load signs required on front and rear of vehicle when width exceeds 12 feet 6 inches and/or length exceeds 95 feet. Signs must be lighted or of reflective material between sunset and sunrise and visible at least 500 feet.
6. **Pilot Car Escorts.** Pilot car escorts are required by law. (M.S.169.812). Minnesota requires drivers of pilot cars and escort vehicles to hold a current Minnesota Certification (M.S.299D.085); Pilot Car Escort Rules (Minnesota Administrative Rule CH.7455). Colorado, Florida, North Carolina, Oklahoma, Utah, Virginia and Washington certification holders are allowed to escort overdimensional loads in Minnesota, provided that the Minnesota insurance, driver, vehicle, signage, lighting, and safety equipment requirements are met.
7. **Posted Roads, Bridges, Detours.** Permittee must comply with all posted road and bridge restrictions.
8. **Rear Visibility Required.** The hauling vehicle must be equipped with mirrors that provide the driver a rear view of the highway for a distance of at least 200 feet.
9. **Loading Limitations.** Except for specific annual permits under MN Statute which allow divisible overweight commodity types, Permits are valid for loads or vehicles which cannot be reasonably divided or repositioned to avoid an oversize or overweight condition, or as defined in the Code of Federal Regulations 23 CFR Part 658.
10. **Travel Hours.** In general, OSOW travel is not restricted up to **14 feet 6 inches wide; 110 feet long; 16 feet high**, unless noted otherwise on the permit.  
Additionally:
  - **Holiday Travel:** No travel statewide from 2:00pm the day before the holiday to 2:00am the day after the holiday when exceeding 9 feet wide; or 110 feet long. Holiday Schedule.
  - **Weekend Summer Travel:** (*weekend after Memorial Day thru weekend before Labor Day*) No travel statewide **2:00pm to 8:00pm**; Fridays and Sundays when exceeding 9 feet wide; or 110 feet long.
  - **Rush Hour:** (Minneapolis/St Paul + Duluth Metro) No Travel **6:00am - 8:30am; 3:30pm - 6:00pm** (*Monday thru Friday*) when exceeding 14 feet 6 inches wide; or 110 feet long; or 16 feet high, unless noted otherwise on the permit.
  - **Night Travel:** (Minneapolis/St Paul Metro) Travel only **12:00am - 5:00am** (*Monday thru Friday*) when exceeding 14 feet 6 inches *wide (undivided roadway)*; exceeding 16 feet wide (*multilane divided roadway*).

**Note to Enforcement Agencies:** Forward permit violations to MnDOT OSOW Permit Section.  
Fax: 651-215-9677, Email: [OFCVOPermits.dot@state.mn.us](mailto:OFCVOPermits.dot@state.mn.us)

## Memo

**DATE:** September 18, 2017

**TO:** Oversized Load Transporters, MN State Patrol

**FROM:** Ted Coulianos  
Oversize/Overweight Transportation Permits Supervisor

**SUBJECT: Change to MnDOT's Annual Permit Trip Logging Requirement - FINAL**

MnDOT annual permit trips will no longer require a route pre-approval through MnDOT's permitting system when the loaded vehicle does not exceed the following dimensions:

- 11'0" Wide; or
- 14'6" High; or
- 110'0" Long.

MnDOT strongly encourages using its permit routing system to verify all routes, but it is no longer a requirement when loaded dimensions are within those listed above.

Prior to movement, however, a driver must review the 511MN Truckers Page ([www.511mn.org](http://www.511mn.org)) and ensure there are no road construction projects or posted weight roads/bridges on the route they intend to take.

**Loads exceeding the dimensions listed above and overweight loads are still required to obtain route pre-approval from MnDOT.**

You can get pre-approval by accessing our online permitting system's "Log a Trip" option ([www.mndot.gov/cvo/oversize](http://www.mndot.gov/cvo/oversize)), or by calling the Permit Office at 651-296-6000 between 7:30 a.m. and 4:00 p.m., Monday through Friday.

NOTE: This letter supersedes the trip logging requirement as shown on current annual permits. The one-year pilot test has been made a permanent change.

Ted  
Coulianos

Digitally signed by Ted  
Coulianos  
DN: cn=Ted Coulianos  
Date: 2017.09.19 08:34:07  
+0500



## **Attachment: Limits for Oversize/Overweight Annual Permits** *(Construction; Farm Machinery; Commercial Boat)*

***Note:*** *This document must be attached to a valid MnDOT Oversize/Overweight Annual permit.*

### **Maximum Size:**

- Width: 16'0"
- Height: 15'0"
- Length: 110'0" combination

### **Special Limits:**






- This permit is valid for an empty over-legal size vehicle combination vehicle that is coming from, or going to, an oversize/overweight loading.
- This permit does not supersede any road or bridge posting.
- This permit does not supersede seasonal load restrictions.
- This permit does not include or change a vehicles registered weight. Registration increases must be done separately through the Driver and Vehicle Services Division; Prorate Office.

### **Route Approval:**

- Required for ALL overweight or when exceeding 11'0" wide or 14'6" high.
- Provide maximum loaded width, height, and length for the movement
- Provide widest axle (maximum out-to-out of tire tread footprint)
- Provide the Bridge Class per the Annual Permit – Axle Class Chart
- Moves are not valid when the procedures, permit conditions or logged trip/route are not followed.
- Local and County Road approval are separate from this MnDOT Permit.
- Provide accurate load description (make, model, serial (or unit) number. If a make; model; serial number does not exist, a bill of lading number or pre-loaded dimension (length; width; height) shall be entered in the description







## Attachment: Limits for Oversize/Overweight Annual Permits (Construction; Farm Machinery; Commercial Boat)

### Bridge Class A, B, C Limits for Annual Permits

<i>Axle Group</i>	<i>Bridge Class A</i>	<i>Bridge Class B</i>	<i>Bridge Class C</i>
 <i>Single</i>	20,000	22,000	23,000
 <i>Tandem</i>	36,000	40,000	46,000
 <i>Tridem</i>	48,000	54,000	60,000
 <i>Quad</i>	52,000	64,000	72,000
 <i>Quint</i>	65,000	78,000	82,000
<i>Combination Vehicles</i>	<i>Bridge Class A</i>	<i>Bridge Class B</i>	<i>Bridge Class C</i>
<i>5-axle GVW</i>	84,000	88,000	92,000
<i>6-axle GVW</i>	96,000	104,000	112,000
<i>7-axle GVW w/ (1) tandem &amp; (1) quad</i>	100,000	112,000	124,000
<i>7-axle GVW w/ (2) tandem groups</i>	108,000	120,000	132,000
<i>8-axle GVW</i>	112,000	128,000	145,000
<i>9 or more axles GVW</i>	128,000	140,000	155,000

Note: A single trip permit is required when exceeding the weights on this chart.

## Minnesota Allowable Permit Group Weights – 10 Ton Roads

Axle Groups	Spring Load Restriction	Middle-Range Restriction	Unrestricted
<b>SINGLE</b> 	20,000 lbs.	22,000 lbs.	23,000 lbs.
<b>TANDEM</b>  3'5" to 8'0" between axles	34,000 lbs.	36,000 lbs.	46,000 lbs.
<b>TRIDEM</b>  7'0" to 9'0" overall group spacing	42,000 lbs.	51,000 lbs.	60,000 lbs.
<b>SPREAD TRIDEM</b>  9'1" or greater overall group spacing	51,000 lbs.	51,000 lbs.	60,000 lbs.
<b>QUAD</b>  14'0" or less overall group spacing	51,000 lbs.	68,000 lbs.	72,000 lbs. Annual Trip Log 80,000 lbs. Single Trip
<b>SPREAD QUAD</b>  14'1" or greater overall group spacing	68,000 lbs.	68,000 lbs.	72,000 lbs. Annual Trip Log 80,000 lbs. Single Trip
<b>AXLE GROUP LIMITS</b>	Not to exceed 19,000 lbs. on any one axle in group (SLR)	Not to exceed 19,000 lbs. on any one axle in group (Middle)	Not to exceed 23,000 lbs. on any one axle in group (Unrestricted)

### Resources

[Reduced Tonnage Roadway Map](#) - [Spring Load Restriction Zone Map](#) - [Seasonal Load Restriction Zone Boundary Descriptions](#)

### Questions

Spring Load Restrictions – 651-366-5592 or [MaterialsLab.DOT@state.mn.us](mailto:MaterialsLab.DOT@state.mn.us)

Oversize/Overweight Permits – 651-296-6000 or [OFCVOPermits.DOT@state.mn.us](mailto:OFCVOPermits.DOT@state.mn.us)